

# 2010 PAC-10 Championships

## Team Standings

FINAL

Plc	Score	School	CH	WB	1	2	3	4	5	6	7	8
1	127.0	Oregon State	0	0	1	3	2	2	2	0	0	0
2	125.0	Boise State	0	0	2	1	2	1	1	2	1	0
3	120.0	Cal Poly	0	0	1	4	1	0	0	2	2	0
4	104.5	Arizona State	0	0	1	0	2	3	1	2	1	0
5	97.0	Cal State Bakersfield	0	0	2	1	0	1	2	1	1	2
6	87.0	Stanford	0	0	1	0	2	0	3	1	1	2
7	79.0	UC Davis	0	0	1	1	1	0	0	2	2	3
8	77.0	Cal State Fullerton	0	0	1	0	0	3	1	0	2	3

# 2010 PAC-10 Championships




26-27 February 2010



125



**Team Scoring:**  
 1st-16;2nd-12;3rd-10;4th-9;  
 5th-7;6th-6;7th-4;8th-3;  
 Each fall, forfeit, default,  
 disqualification-2;  
 each advancement in  
 championship round-1;  
 each advancement in  
 consolation round-1/2;  
 tech fall (w/ near fall)-1 1/2;  
 tech fall (w/o near fall)-1;  
 major decision-1;  
 bye followed by a win  
 in championship-1;  
 bye followed by a win  
 in consolation-1/2.



# 2010 PAC-10 Championships

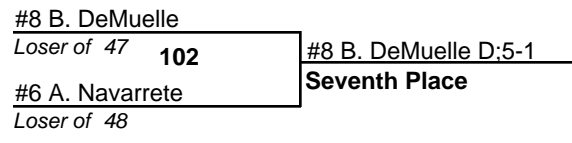
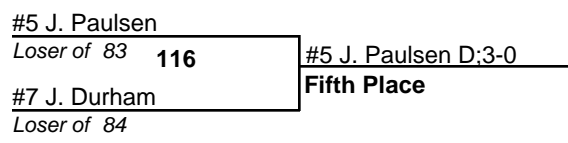

26-27 February 2010



133



**Team Scoring:**  
 1st-16;2nd-12;3rd-10;4th-9;  
 5th-7;6th-6;7th-4;8th-3;  
 Each fall, forfeit, default,  
 disqualification-2;  
 each advancement in  
 championship round-1;  
 each advancement in  
 consolation round-1/2;  
 tech fall (w/ near fall)-1 1/2;  
 tech fall (w/o near fall)-1;  
 major decision-1;  
 bye followed by a win  
 in championship-1;  
 bye followed by a win  
 in consolation-1/2.



# 2010 PAC-10 Championships

26-27 February 2010




**141**

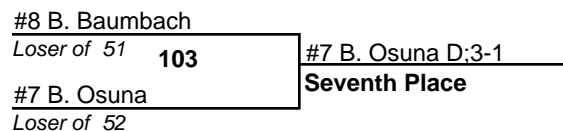
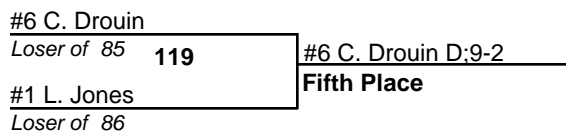


**Team Scoring:**

1st-16;2nd-12;3rd-10;4th-9;  
5th-7;6th-6;7th-4;8th-3;  
Each fall, forfeit, default,  
disqualification-2;  
each advancement in  
championship round-1;  
each advancement in  
consolation round-1/2;  
tech fall (w/ near fall)-1 1/2;  
tech fall (w/o near fall)-1;  
major decision-1;  
bye followed by a win  
in championship-1;  
bye followed by a win  
in consolation-1/2.



#3 M. Mangrum D:9-3  
**Third Place**

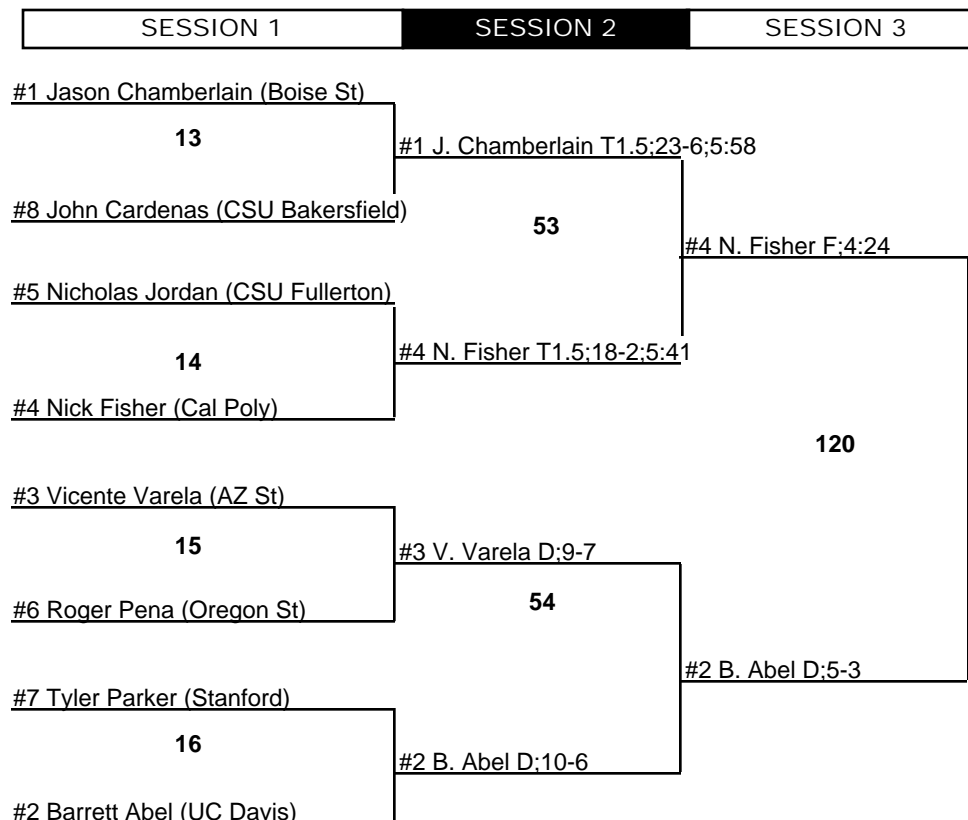


# 2010 PAC-10 Championships

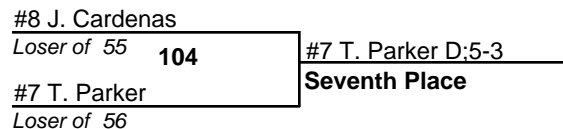
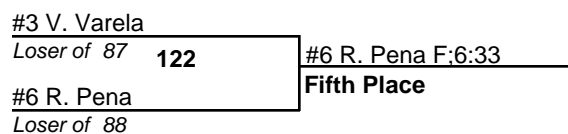

26-27 February 2010



149



**Team Scoring:**  
 1st-16;2nd-12;3rd-10;4th-9;  
 5th-7;6th-6;7th-4;8th-3;  
 Each fall, forfeit, default,  
 disqualification-2;  
 each advancement in  
 championship round-1;  
 each advancement in  
 consolation round-1/2;  
 tech fall (w/ near fall)-1 1/2;  
 tech fall (w/o near fall)-1;  
 major decision-1;  
 bye followed by a win  
 in championship-1;  
 bye followed by a win  
 in consolation-1/2.




# 2010 PAC-10 Championships


26-27 February 2010




157



**Team Scoring:**  
 1st-16;2nd-12;3rd-10;4th-9;  
 5th-7;6th-6;7th-4;8th-3;  
 Each fall, forfeit, default,  
 disqualification-2;  
 each advancement in  
 championship round-1;  
 each advancement in  
 consolation round-1/2;  
 tech fall (w/ near fall)-1 1/2;  
 tech fall (w/o near fall)-1;  
 major decision-1;  
 bye followed by a win  
 in championship-1;  
 bye followed by a win  
 in consolation-1/2.



#5 T. Edwards D:3-2  
**Third Place**



# 2010 PAC-10 Championships

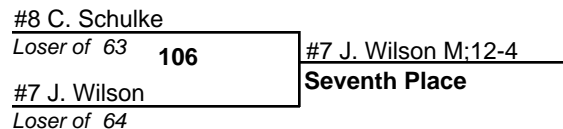
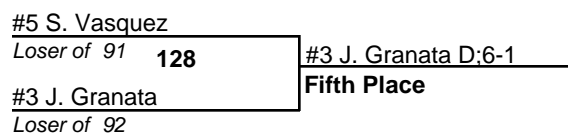

26-27 February 2010



165



**Team Scoring:**  
 1st-16;2nd-12;3rd-10;4th-9;  
 5th-7;6th-6;7th-4;8th-3;  
 Each fall, forfeit, default,  
 disqualification-2;  
 each advancement in  
 championship round-1;  
 each advancement in  
 consolation round-1/2;  
 tech fall (w/ near fall)-1 1/2;  
 tech fall (w/o near fall)-1;  
 major decision-1;  
 bye followed by a win  
 in championship-1;  
 bye followed by a win  
 in consolation-1/2.

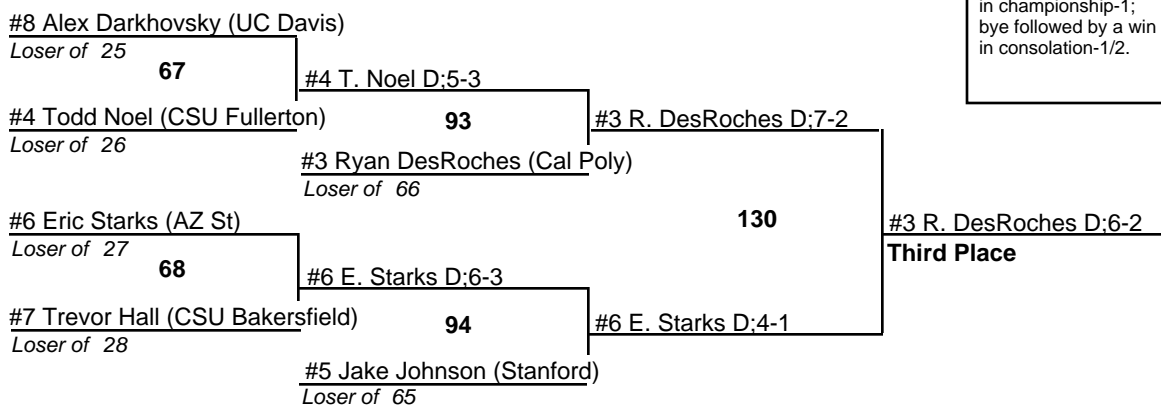



# 2010 PAC-10 Championships


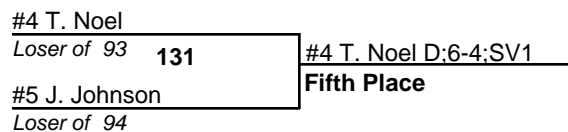
26-27 February 2010



174



**Team Scoring:**  
 1st-16;2nd-12;3rd-10;4th-9;  
 5th-7;6th-6;7th-4;8th-3;  
 Each fall, forfeit, default,  
 disqualification-2;  
 each advancement in  
 championship round-1;  
 each advancement in  
 consolation round-1/2;  
 tech fall (w/ near fall)-1 1/2;  
 tech fall (w/o near fall)-1;  
 major decision-1;  
 bye followed by a win  
 in championship-1;  
 bye followed by a win  
 in consolation-1/2.



# 2010 PAC-10 Championships

26-27 February 2010



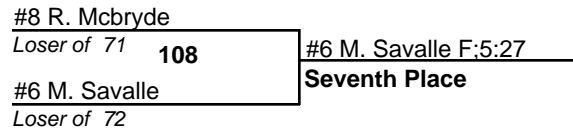
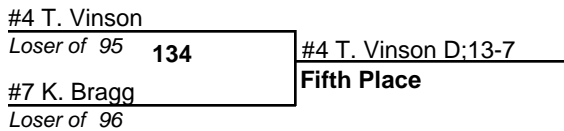

184

SESSION 1      SESSION 2      SESSION 3



**Team Scoring:**  
 1st-16;2nd-12;3rd-10;4th-9;  
 5th-7;6th-6;7th-4;8th-3;  
 Each fall, forfeit, default,  
 disqualification-2;  
 each advancement in  
 championship round-1;  
 each advancement in  
 consolation round-1/2;  
 tech fall (w/ near fall)-1 1/2;  
 tech fall (w/o near fall)-1;  
 major decision-1;  
 bye followed by a win  
 in championship-1;  
 bye followed by a win  
 in consolation-1/2.

SESSION 2      SESSION 3



# 2010 PAC-10 Championships


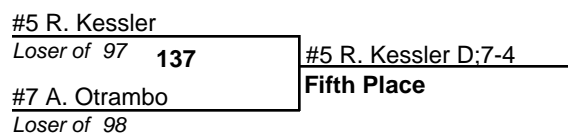

26-27 February 2010



197



**Team Scoring:**  
 1st-16;2nd-12;3rd-10;4th-9;  
 5th-7;6th-6;7th-4;8th-3;  
 Each fall, forfeit, default,  
 disqualification-2;  
 each advancement in  
 championship round-1;  
 each advancement in  
 consolation round-1/2;  
 tech fall (w/ near fall)-1 1/2;  
 tech fall (w/o near fall)-1;  
 major decision-1;  
 bye followed by a win  
 in championship-1;  
 bye followed by a win  
 in consolation-1/2.



# 2010 PAC-10 Championships

26-27 February 2010



285

SESSION 1      SESSION 2      SESSION 3

#1 Mitchell Monteiro (CSU Bakersfield)

37

#1 M. Monteiro D:8-1

#8 Dylan Rush (Stanford)

77

#1 M. Monteiro D:8-1

#5 Kurt Klimek (CSU Fullerton)

38

#5 K. Klimek D:3-1

#4 Ricardo Alcala (UC Davis)

138

#1 M. Monteiro D:9-5

**Champion**

#3 Clayton Jack (Oregon St)

39

#3 C. Jack D:3-0

#6 Samuel Zylstra (Boise St)

78

#3 C. Jack F:3:26

#7 James Powers (Cal Poly)

40

#2 E. Nye D:4-2

#2 Eric Nye (AZ St)

**Team Scoring:**

1st-16;2nd-12;3rd-10;4th-9;  
5th-7;6th-6;7th-4;8th-3;  
Each fall, forfeit, default,  
disqualification-2;  
each advancement in  
championship round-1;  
each advancement in  
consolation round-1/2;  
tech fall (w/ near fall)-1 1/2;  
tech fall (w/o near fall)-1;  
major decision-1;  
bye followed by a win  
in championship-1;  
bye followed by a win  
in consolation-1/2.

SESSION 2      SESSION 3

#8 Dylan Rush (Stanford)

Loser of 37

79

#4 R. Alcala M:11-3

#4 Ricardo Alcala (UC Davis)

Loser of 38

99

#4 R. Alcala D 5-5 RT;TB2

#2 Eric Nye (AZ St)

Loser of 78

#6 Samuel Zylstra (Boise St)

Loser of 39

80

139

#4 R. Alcala D:6-1

**Third Place**

#6 S. Zylstra F:0:48

#7 James Powers (Cal Poly)

Loser of 40

100

#5 K. Klimek D:5-4;TB1

#5 Kurt Klimek (CSU Fullerton)

Loser of 77

#2 E. Nye

Loser of 99

140

#6 S. Zylstra D:6-5

**Fifth Place**

#6 S. Zylstra

Loser of 100

#8 D. Rush

Loser of 79

110

#7 J. Powers D:4-2

**Seventh Place**

#7 J. Powers

Loser of 80